



SA Jagters- en Wildbewaringsvereniging
SA Hunters and Game Conservation Association
Bewaring deur volhoubare benutting / Conservation through sustainable utilisation

SAHGCA LEAGUE SHOOTING COMPETITIONS

SHOOTING EXERCISE FOR PRESIDENT AND INTERBRANCH TEAM SHOOTING COMPETITIONS

This compounded shooting exercise is used for both the President and Interbranch Team shooting competitions at regional or provincial and national levels and consists of two shooting exercises namely the plains and bushveld shooting exercises.

SHOOTING EXERCISE 1: PLAINS

1. Introduction

This shooting exercise differs from the standard plains (Springbuck) shooting exercise in terms of the fourth exercise (item 7 {d}) added.

2. Target

The Springbuck or Mountain reedbuck target of the SAHGCA will be used. The Shooting Committee may introduce other targets from time to time. The head of the animal may point to the left or right.

3. Universal rules for shooting exercises

See the separate document “Universal Rules for Shooting Exercises” – document: J006.34.09E – for a description of general (universal) items.

4. Shooting Range Safety Rules and Standard Commands

See “Shooting Range Safety Rules for Participants” and “Standard Commands on the Shooting Range” - document: J006.35.03E – for loading, unloading and safety procedures.

5. Calibre

Any centrefire calibre is allowed.

6. Sights and telescopes

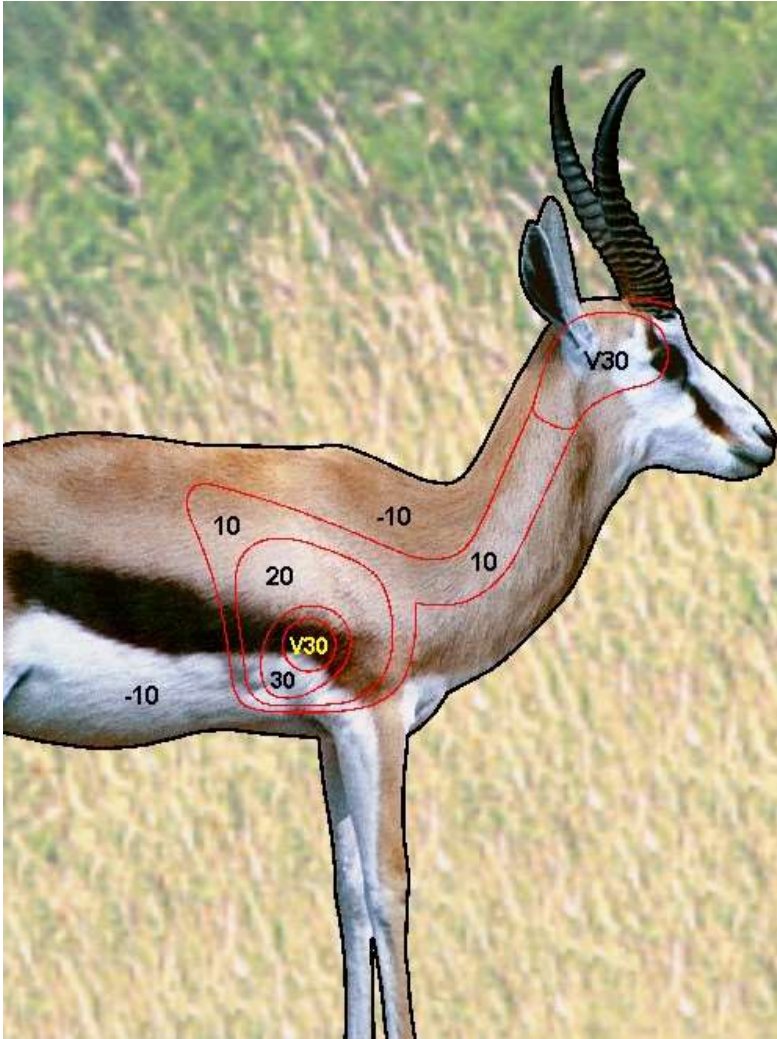
No restrictions on sights and telescopes

7. Exercise (item references refer to the document “Universal Rules for Shooting Exercises”)

- a. From **300 m three shots** are fired in **120 seconds** in the prone position with limited support in front and back (refer to item 18.1.3).
- b. From **200 m three shots** are fired in **120 seconds** in the prone position with limited support in front only (refer to item 18.1.2)
- c. Again from **200 m** after a 10-minute cooling down period for rifle barrels, **three shots** are fired in **120 seconds** in the sitting position with unlimited support (refer to item 18.2.3)
- d. From **100 m three shots** are fired in **120 seconds** in the sitting position without any artificial support (refer to item 18.2.1)

8. Scoring

The maximum score for this shooting exercise is 360. Since the shooting exercises are only used for competitions at regional and national levels, no shooting badges are awarded.



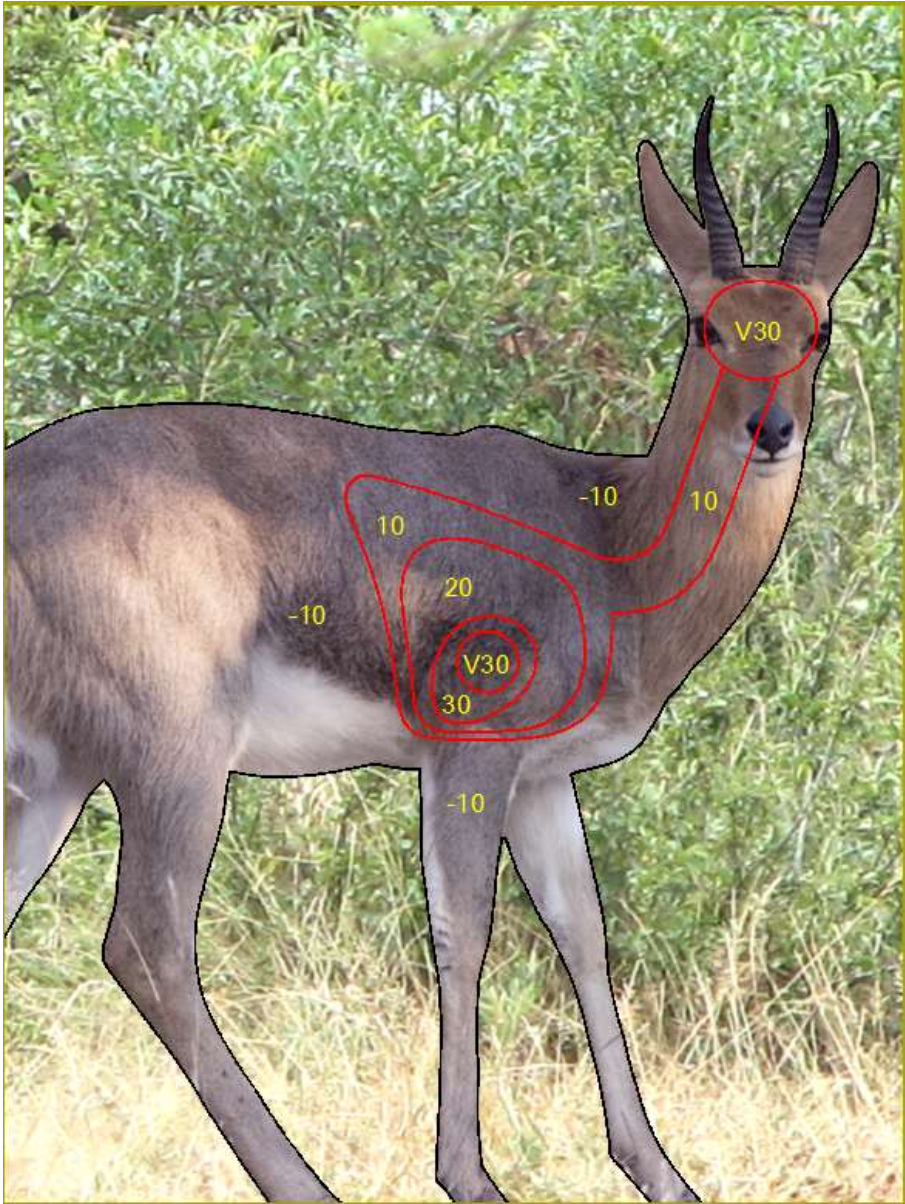
Actual size of target: W x H = 680 x 1000mm.

Target areas	W x H mm	Area cm ²	vs Heart
brain/skull	120 x 85	94	160%
heart	86 x 88	58	--
V-heart	51 dia	20	33%
central heart/lung	145 x 154	203	350%
larger heart/lung	185 x 190	344	590%

Neck vertebra: 45mm wide

Scores are printed on the target.

The actual lines on the target are thin red lines which are not visible at a distance.



Actual size of target: W x H = 750 x 1000mm.

Target areas	W x H mm	Area cm ²	vs Heart
Head brain/skull	93 x 81	61	103%
Heart	68 x 88	59	--
V-heart	51 dia	20	33%
Central heart/lung	145 x 154	200	350%
Larger heart/lung	185 x 190	340	590%
Neck/dorsal vertebra	45 mm wide		

SHOOTING EXERCISE 2: BUSHVELD

1. Introduction

This shooting exercise differs from the standard Bushveld shooting exercise in terms of the fourth exercise (item 7 {d}) added.

2. Target

The Blue Wildebeest- or Zebra target of the SAHGCA will be used. The Shooting Committee may introduce other targets from time to time. The head of the animal may point either to the left or to the right.

3. Universal rules for shooting exercises

See the separate document “Universal Rules for Shooting Exercises” – document: J006.34.09E – for a description of general (universal) items.

4. Shooting Range Safety Rules and Standard Commands

See “Shooting Range Safety Rules for Participants” and “Standard Commands on the Shooting Range” - document: J006.35.03E – for loading, unloading and safety procedures.

5. Calibre

The minimum calibre is **6.5mm (.264)**. The 25-06 Rem (.257 calibre) does not qualify. To accommodate lighter modern monolithic bullets, minimum bullet weight is not prescribed. Note: Not all bullet weights allowed for this exercise may be appropriate for the species on the target. It is however the responsibility of the hunter to ensure that the ammunition used on a hunt is suitable for the animal being hunted.

6. Sights

Telescopes are restricted to a maximum magnification of 10x for the whole exercise (12 shots) and may not be adjusted to a magnification higher than 10x between shots and exercises to ensure that the telescope does not serve as a spotting scope.

7. Exercise (item references refer to the document “Universal Rules for Shooting Exercises”)

- a. From **150 m three shots** are fired in **90 seconds** in a kneeling position with shooting sticks, unlimited support (refer to item 18.3.2).
- b. From **100 m three shots** are fired in **90 seconds** in the standing position with shooting sticks, unlimited support (refer to item 18.4.4).
- c. From **50 m three shots** are fired in **30 seconds** in the offhand standing position (refer to item 18.4.1).
- d. From **50 m three snapshots** are fired from an offhand standing position (no support) (refer to item 18.4.1). On the command “*Everybody is ready – close bolts and stand by*” – trigger finger to remain outside the trigger guard – weapons are made ready and held at a 45-degree angle with the muzzle towards the ground. When the whistle is blown or on the command “*fire*” the shottist may raise his weapon and fire only one shot in **5 seconds**. On command from the range officer the weapons are loaded again, and the process is repeated for a total of 3 shots with approximately 10 seconds between shots for loading. After completing the 3 snapshots the shottists should ensure that all rounds not fired in the allocated time are removed from the firearms.

8 Scoring


The maximum score for this shooting exercise is 360 and since the shooting exercises are only used for competitions at regional and national levels, no shooting badges are awarded.

President Shooting Competition - Platinum Award

The total score for both these shooting exercises is 720. The minimum score to qualify for a Platinum award which can only be earned at a President shoot is a combined minimum score of 610 points (85%) from a total of 720 for the two shooting exercises on condition that at least 290 (80%) points are achieved for each shooting exercise.

Interbranch Team Shooting Competition – Wildehonde Award

The total score for both the shooting exercises for a team of four shottists is 2,880. The minimum score to qualify for the *Wildehonde* award (awarded to each of the shottists) which can only be earned at a regional or national Interbranch shooting competition is a total of 2,590 points (90%) from the total of 2,880 points for both the shooting exercises. Furthermore, the team has to score 1,225 points (85%) from 1,440 for each of the two shooting exercises.




Actual size of target: WxH = 1000 x 750mm

Target areas	W x H mm	Area cm ²	vs Heart
brain/skull	136 x 96	102	80 %
heart	117 x 135	128	--
V-heart	73 dia	42	33%
central heart/lung	210 x 230	440	340 %
larger heart/lung	270 x 310	820	640 %

Neck vertebra: 70 mm wide

Scores are printed on the target.

The actual lines on the target are thin red lines which are not visible at a distance.



Actual size of target: WxH = 750 x 1000 mm

Target areas	W x H mm	Area cm2	vs Hart
brain/skull	115 x 105	102	80%
heart	117 x 135	128	--
V-heart	73 dia	42	33%
central heart/lung	200 x 250	440	340%
larger heart/lung	270 x 310	820	640%

Neck vertebra: 70 mm wide

Scores are printed on the target.

The actual lines on the target are in thin red lines which are not visible at a distance.

The Blue wildebeest and Zebra vital areas are the same size.